



City of San Jacinto

City Manager Report – July 2019

City Council Meeting

September 3, 2019

Awards and Grants



SB 2 PLANNING GRANT

**\$160,000 for new
planning/tracking software!**



CITY OF
SAN JACINTO

Trails Master Plan

San Jacinto wins State Award!

Department Overview

	May 2019	June 2019	July 2019	YTD	2018 Totals
Phone Calls	1,033	1,120	1,316	7,782	15,897
Counter Visits	727	832	807	4,914	7,197
Total Customer Contacts	1,760	1,952	2,123	12,696	23,094



Planning Division

	July 2019	YTD	2018 Totals
Entitlements Submitted	2	23	51
Projects Approved	3	26	72
Over the Counter (Temporary Use Permit, Special Event Permit, Home Occupation Permit)	13	66	75

Building & Safety Division

	June 2019	July 2019	YTD	2018 Totals
Building Inspections	394	524	2,166	4,356
Permits Issued	85	94	508	930
Permits Applied For	105	161	664	1,255
Private Investment	\$1.473M	\$3.717M	\$20.241M	\$64.255M

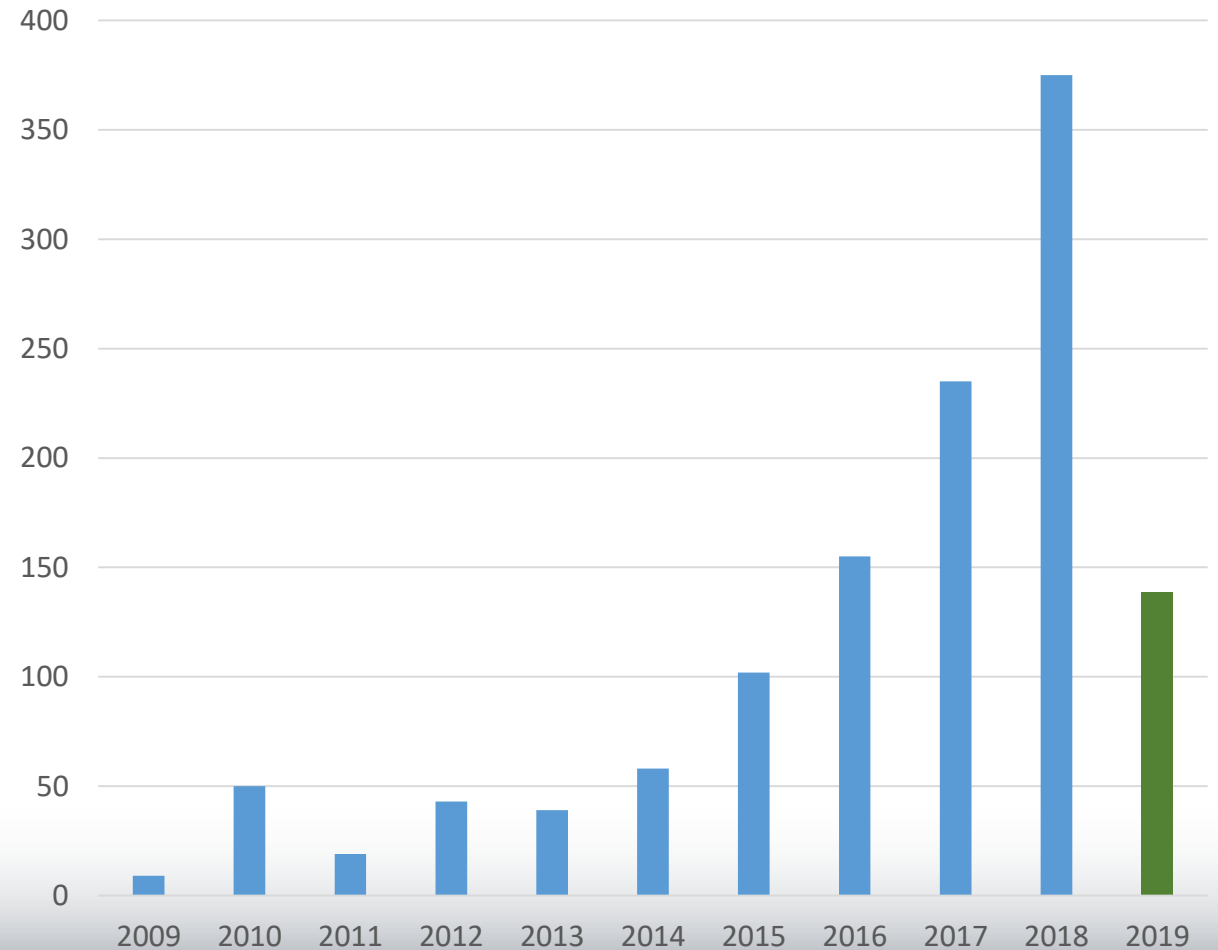
Building & Safety Division

New Single-Family Residences	
2019	139
2018	375
2017	235
2016	155
2015	102
2014	58
2013	39
2012	43
2011	19
2010	50

904

311

New Single-Family Residences



*As of August 27, 2019

Call Breakdown

	June	Aug
Com Fire	1	0
Vehicle Fire	0	2
False Alarm	27	19
Medical	457	433
Other Fire / Other Misc.	4 / 4	2 / 7
Public Service Asst.	24	11
Residential fire	1	3
Rescue	1	1
Ringling Alarm / Standby	2 / 4	4 / 6
Traffic Collision	28	38
Wildland Fire	2	5
Total Calls	555	530

Electrical Release Inspections

The Cove – KB Home



Final Inspection Signature Homes



Roof Deck & Shear Inspection DR Horton Palisades



T-Bar Ceiling Inspection River Springs School




Code Enforcement Division

	May 2019	June 2019	July 2019	YTD
Notice of Violations Issued	601	627	778	4,123
Citations Issued	119	52	98	671
Proactive Activities	678	719	866	4,870
New Inspections	179	216	149	957
Re-check Inspections	862	459	688	4,180
Cases Closed	596	304	455	2,745
Total Activity	3,035	2377	3,034	17,546



Property Maintenance



Trash & Junk Abatement



Inoperative Vehicle Abatement



Oil Spill Clean Up



Graffiti Abatement



DWPPW – Streets Division

Staff core drilled 15 new warning signs Citywide



DWPPW – Streets Division

Staff continues to test Aquaphalt for more permanent asphalt repairs



DWPPW – Streets Division

Staff supervised removal & replacement of 6 sidewalk panels



Idyllwild / Tiger



Cottonwood / Remo

DWPPW – Streets Division

Staff installed safety signage & oversaw striping near DeAnza



De Anza Elementary on Young & De Anza

DWPPW – Streets Division

Staff Oversaw Drainage Enhancement Project: Ramona X/Vernon



DWPPW – Streets Division

Staff Oversaw Drainage Enhancement Project: Ramona X/Vernon



DWPPW – Streets Division

Staff Oversaw SJPD Parking Lot Improvements



Project consisted of:
new concrete & asphalt, striping, & corrected drainage issues

DWPPW – Streets Division

Staff Oversaw 6,945 lineal feet of lane restriping & legends:
Lyon/Ramona X, Warren/Ramona X, Esplanade/Pine,
Cottonwood/Palomar



DWPPW – Storm Water Division

The new closed-circuit TV system enables Staff to inspect, locate, & troubleshoot various pipeline issues (e.g. root intrusion, debris, offsets)



DWPPW – Storm Water Division

August 2019

Linear Feet
Hydro-Jetted

3,570 LF

Debris
Removed in
Cubic Yards

33 yd³



The Division organized Pump & Electrical Panel training w/ Multi W Systems



DWPPW – Parks Division/Graffiti Removal



2019	Locations
August	63
July	56
June	43
May	51
April	46
March	83
February	58
January	71
Total	471

DWPPW – Parks Division

Staff prepared Estudillo Mansion grounds for a fun
Kool August Nights experience



DWPPW – Waste Water/Water Divisions

Waste Water – August 2019	
Miles of Sewer Lines Cleaned	3.03
Miles Sewer Lines Videoed & Inspected	.59

Water Division – August 2019	
Valve Turnings	36
Meter Readings	4299
Meters Repaired	34
Door Hangers Distributed	275
Meter Stops	8
Responded to Dig Alerts	73




DWPPW – Waste Water/Water Divisions

Special Projects Director & DWPPW Superintendent reviewing bids for Bath Well Rehab Project



City to receive
new sewer
GapVax by
Month's End!





20 *SJ* 19

The City of San Jacinto cordially invites you to attend the 2019 State of the City Address

SAVE THE DATE

PRESENTED BY
Honorable Mayor Russ Utz



Thursday
SEPTEMBER 26, 2019

Soboba Casino Resort
22777 Soboba Rd
San Jacinto, CA 92583

City of San Jacinto ECONOMIC SnapShot



Lifestyle
WORTH LIVING

Population 53,145	Median HH Income \$55,991
Median Home Price \$305,000	Median Age 31.4

832 Housing Projects Recently Built	\$589M Retail Sales Leakage to Surrounding Cities
6 Major Home Builders Actively Developing in 10 Communities	= Strong Market Presence with Major Retail Gaps

Retail Trade Population 147,905 in 2018	1 Million SqFt of Entitled Commercial/ Retail Opportunity
Retail Trade Population 158,757 by 2022	

New 485,000 SqFt Soboba Resort & Casino	Home to Mt. San Jacinto College
<ul style="list-style-type: none"> World Class Golf Course 200 Room Hotel Fine Dining & Gaming 	<ul style="list-style-type: none"> 27,000 Student Enrollment 2018 CA Community College "Strong Workforce Stars" <ul style="list-style-type: none"> Silver - Nursing Program Bronze - 7 Program Areas



City of San Jacinto
595 S. San Jacinto Avenue
San Jacinto, CA 92583
EconDev@sanjacincosoca.gov
951.487.7330
www.sanjacincosoca.gov