



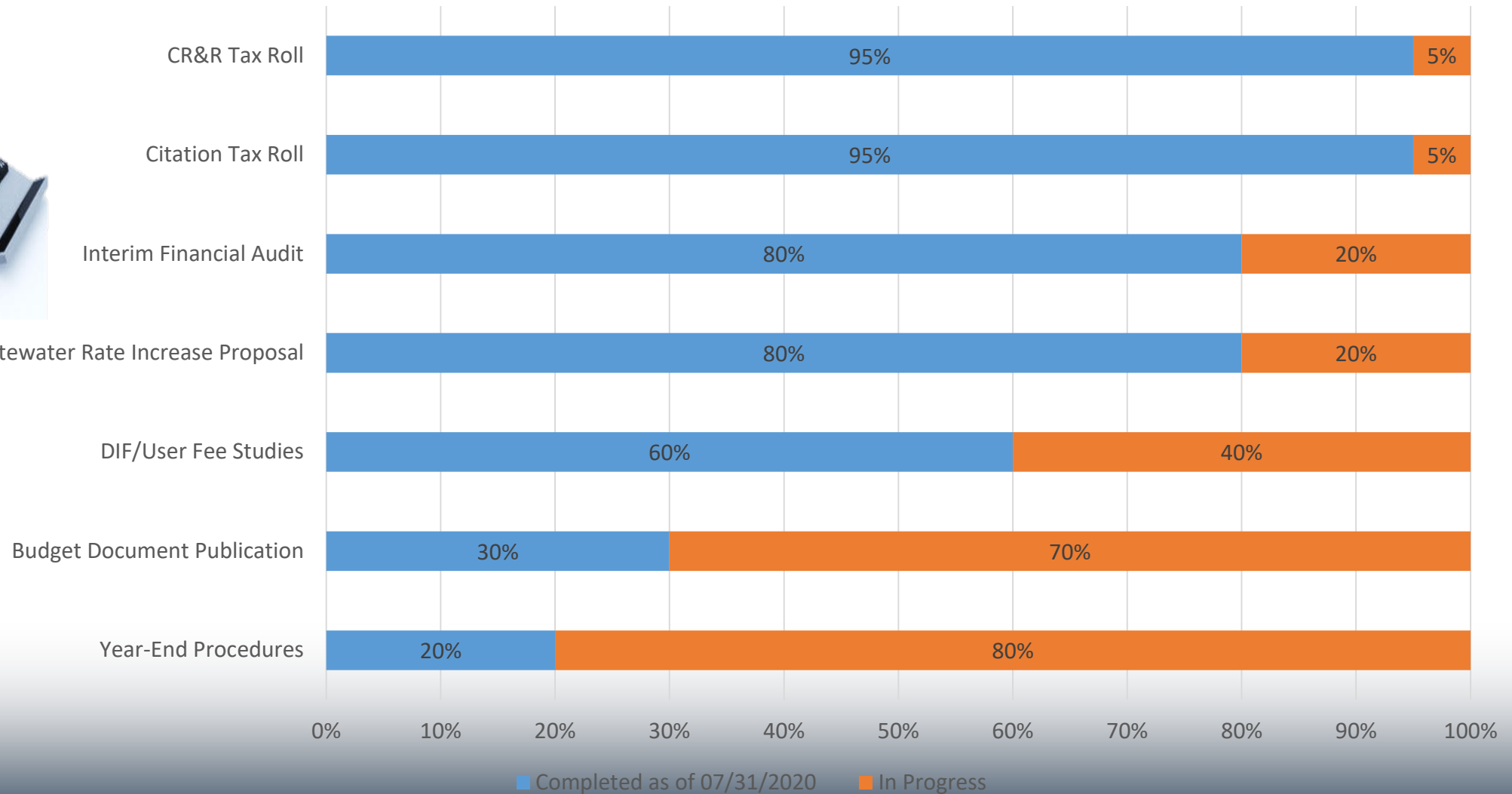
City of San Jacinto

July 2020

City Manager Update – September 15, 2020

FINANCE AND SPECIAL DISTRICTS

Key Compliance, Reporting and Projects



Water Billing Overview

Payments Received	\$507,247.30
Invoices Mailed	4,152
Work Orders Processed	115
New Services	25
Closed Accounts	22

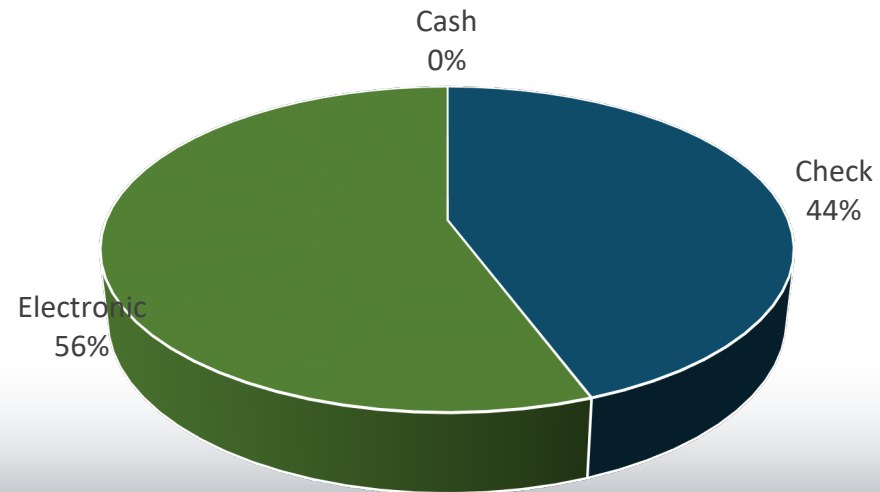
Due to the effects of COVID-19, water disconnections for non-payment have been postponed.



Business License Activity

Total Active Business Licenses	2,504
New In-Town Licenses	18
New Out-of-Town Licenses	23
2020 Renewals Processed	47

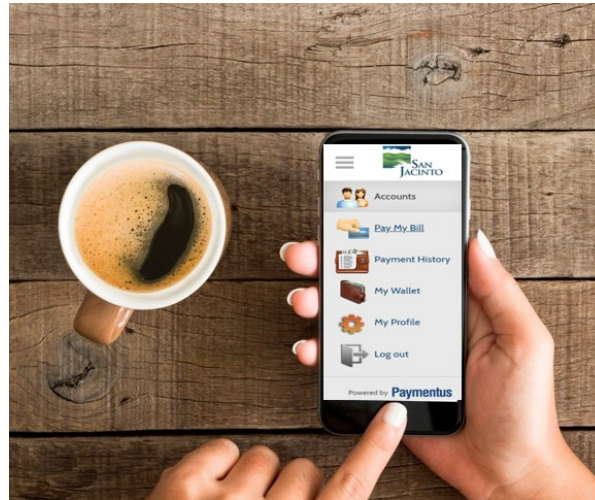
Payment Method Statistics



More Ways to Pay

The City accepts electronic payments for utility billing, business license renewals and permits.

For information, please visit the ***Water Billing, Business License*** and ***Building & Safety*** page on the City's website.



www.sanjacintoca.gov



Community Development Department Overview

	May 2020	June 2020	July 2020	YTD	2019 Totals
Phone Calls	1,322	1,623	1,908	9,612	11,167
Counter Visits	**	**	**	1,908	6,826
Total Customer Contacts	1,322	1,623	1,908	11,520	17,993

**No Counter visits due to City Hall Closure in response to COVID-19



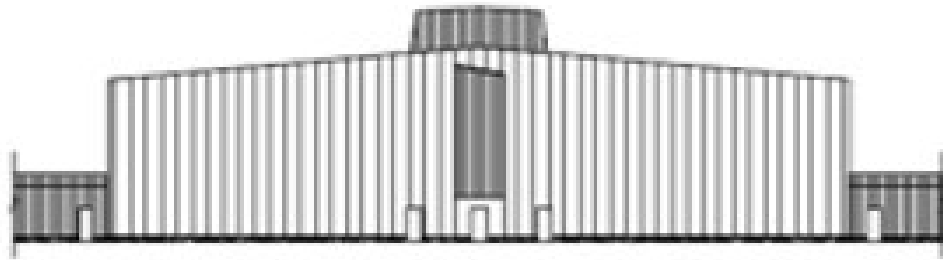
Planning Division

	July 2020	2020 Totals	2019 Totals
Entitlements Submitted	5	41	54
Projects Approved	5	36	47
Over the Counter (Temporary Use Permit, Special Event Permit, Home Occupation Permit)	6	41	96



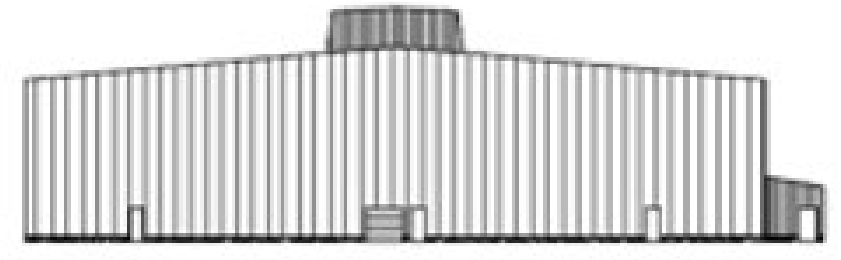
Planning Division

Demler Egg Ranch



WEST END WALL ELEVATION

Proposed Poultry Houses

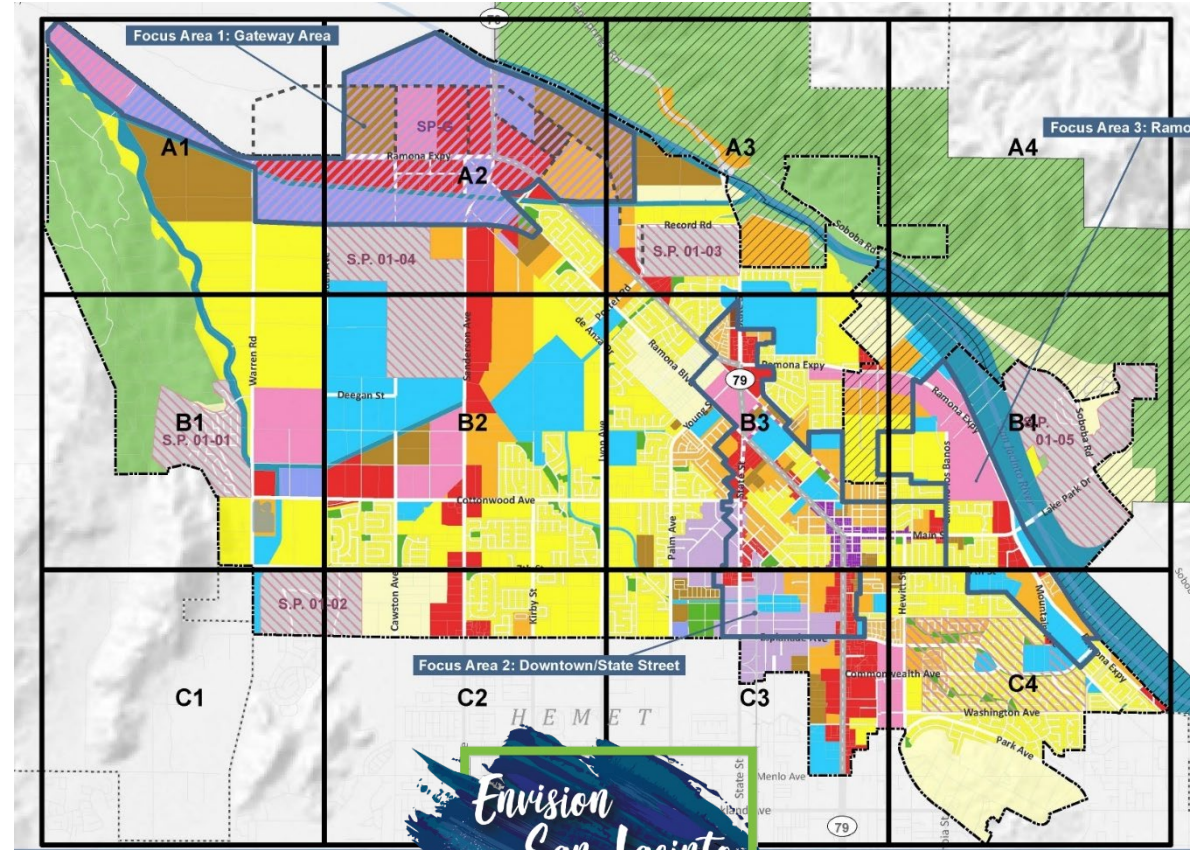
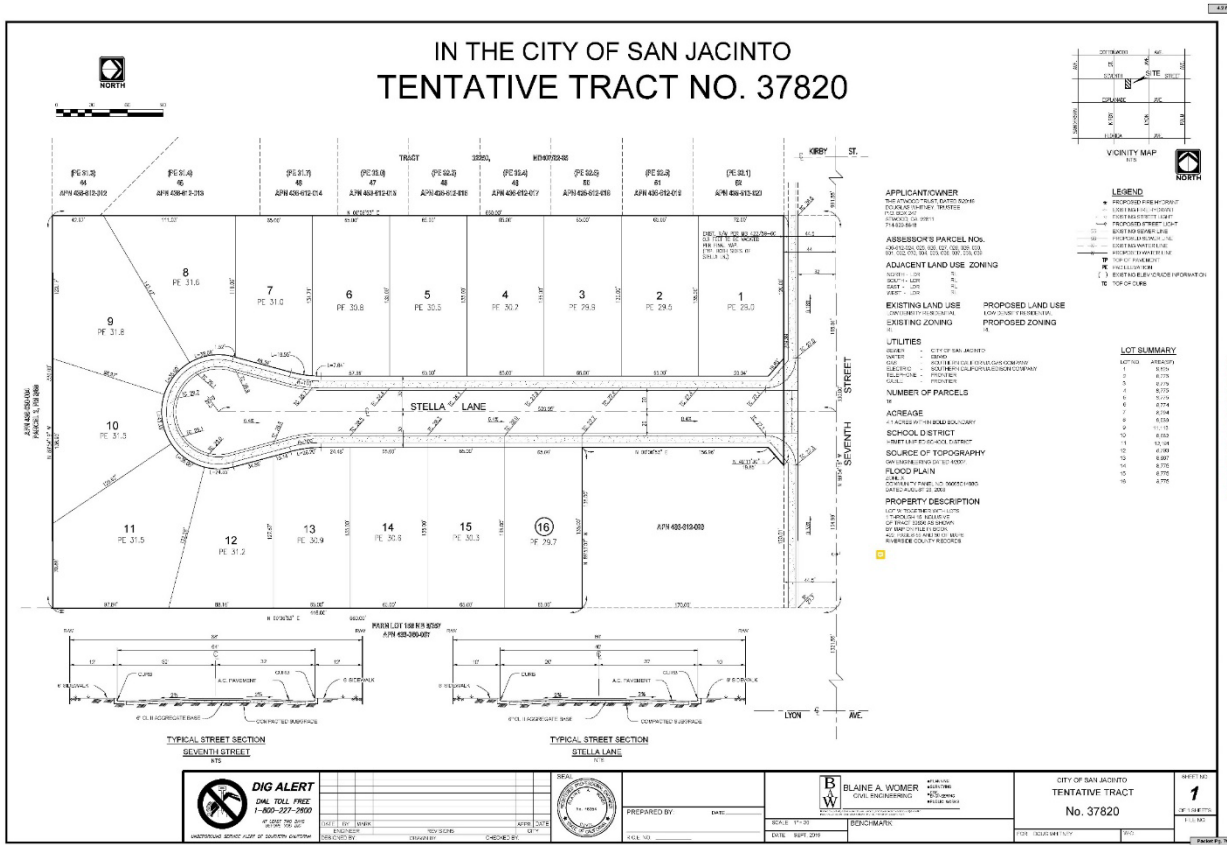


EAST END WALL ELEVATION



Existing Poultry Houses to be Demolished

Planning Division



Building & Safety Division

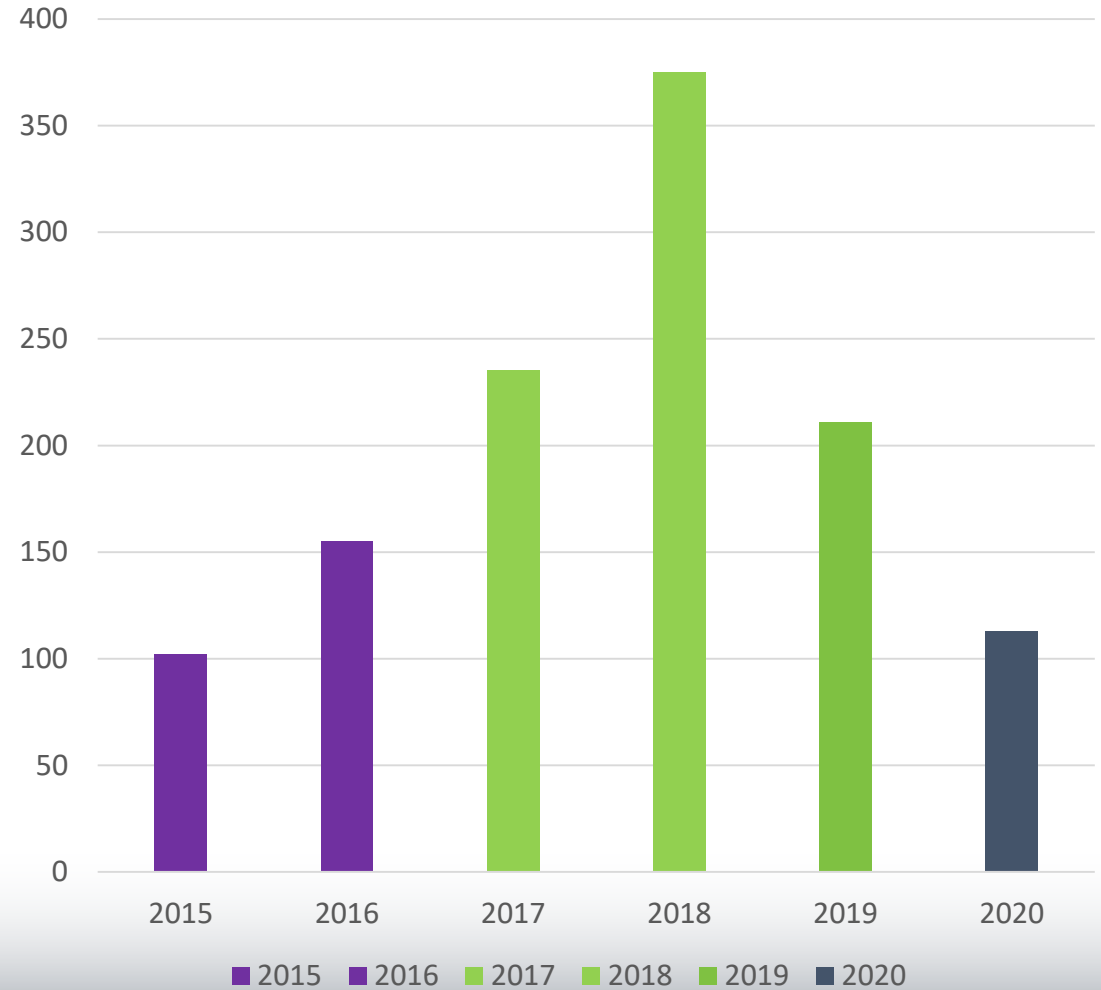
	May 2020	June 2020	July 2020	2020 YTD	2019 Totals
Building Inspections	311	398	466	2,530	3,642
Permits Issued	113	120	94	637	860
Permits Applied For	120	108	108	740	1,094
Private Investment	\$3.629M	\$4.289M	\$1.662M	\$19.441M	\$33.916M



Building & Safety Division

New Single-Family Residences	
2020	113*
2019	211
2018	375
2017	235
2016	155
2015	102

New Single-Family Residences



*As of August 25, 2020



Sonic - Sheet & Shear Inspection 7-Eleven – Gas Test Release



New 7-Eleven @ Sanderson & 7th Pre-Slab Inspection



DR Horton Palisades – Final Phase Gas Release



Richmond American Sheet & Sheer Inspection



Code Enforcement Division

	May 2020	June 2020	July 2020	2020 YTD	2019 Totals
Notice of Violation Issued	569	450	478	3,873	7,069
Citations Issued	62	52	58	403	1,068
Proactive Activities	620	481	488	4,260	8,451
New Inspections	117	139	149	856	1,624
Re-Check Inspections	645	398	472	3,678	6,981
Cases Closed	465	206	287	2,313	4,564



Removal of Trailer Storage



Weed Abatement



Removal of Discarded Household Items



Property Maintenance



Clean Up of Encampment Area



Department of Public Utilities - Streets Division

Asphalt Patching Material Purchased	
Year to Date	78.46 tons



Filled in 931 square feet of potholes



Picking up dumped items



Replaced faded warning and regulatory signs




Refreshing 3000 feet Red Curbs along San Jacinto Avenue



Department of Public Utilities – Parks Division Graffiti Removal


Month	Locations
All 2019	656
First six months of 2020	339
July	96
August	49
Total	484



Department of Public Utilities - Parks Division




Replaced signage at the Ranch Park



Completed repairs to Old Oak Circle Park in the Cove Development

Department of Public Utilities - Parks Division



Repaired pathway lights at Sandalwood Park



Replaced up lighting at Zone 46

Department of Public Utilities - Storm Water Division


Jetting & Debris Report – AUGUST 2020

Linear Feet
hydro-jetted

1520 LF

Cubic Yards
of debris
removed from
storm pipelines

58 CY



Clearing the storm drain system on
Cottonwood Avenue near Warren Road

Department of Public Utilities – Water Division

AUGUST 2020	
Meter Leaks	75
Meter Readings	4352
Meters Repaired	26
Meters Replaced	9
Valve Turnings	30
Responded to Dig Alerts	81



Curb stop replacement at 646 N. Brinton



Hydrant valve leak repaired at Hewitt and Evans


Department of Public Utilities – Water Division



Before



Preparing to remove the roof of the well house



After

Removing the motor at the Lake Park Well



Department of Public Utilities - Waste Water Division



AUGUST 2020

Miles of sewer lines cleaned	6.63
Miles of sewer lines videoed & inspected	0.88

City of San Jacinto - Social Media Presence

- Weekly SJLive on FB: Mayor, CM, Mgmt Staff
- Weekly 3ThingsTh@3pm: CM sharing City things
- Monthly Thematic Campaigns

FBLive	Reach	Engage	Comment	Share	Views	Total interaction s
27 SJ Live	154,250	31,213	942	524	72,615	259,544
3ThingsTh	9,554	1,184	56	20	3,995	14,809
TOTALS	163,804	32,397	998	544	76,610	274,353

SOCIAL MEDIA PLATFORM GOALS

- Connect Community to City Hall
- Provide Positive Messaging to Community
- Show that Staff are Real People Dedicated to the Development of San Jacinto
- Have Fun Providing Factual Information



City of San Jacinto - #InfluencePerception



W

WalletHub

Perception becomes reality over time ... but information can change perception & create a new reality ...

Wallethub.com has an education component that ranks things and Cities in America on a number of platforms using data and metrics to support its findings:

- **San Jacinto** ranked as one of the best small cities to live in America. Placed 12/17 Rivco Cities out of only 1,268 ranked cities in the US!
- **San Jacinto** ranked as one of the best places to raise a family in CA. Ranked 174/254 cities ranked (482 total cities in CA).
- **San Jacinto** has one of the best community colleges in the US! Mt. SJC placed 135/710 (1,462 total) ranked in the US and 4/8 in RivCo.
- **San Jacinto** ranked as one of the best small cities to start a business in the US! Ranked 764/1,261 in US and 4/17 in RivCo!
- **San Jacinto** ranked as one of the best places to retire in CA. Ranked 21/22 in RivCo & 228/257 ranked in US!
- **San Jacinto** ranked as one of the best places for jobs in CA! Ranked 23/254 in CA & 18/20 ranked in RivCo!

