



CITY OF SAN JACINTO

#LIFESTYLEWORTHLIVING

ITEM 5.1: ADOPTION OF FY 2023/24 BUDGET

JUNE 20, 2023

CITY MANAGER'S MESSAGE

“...ESTABLISHING A SOLID FINANCIAL FOUNDATION, WHILE PRUDENTLY PLANNING FOR THE FUTURE...”



CITY OF SAN JACINTO

#LIFESTYLEWORTHLIVING



2

CITY SNAPSHOT

- ◆ **POPULATION:** **58,321 (DERRIGO 2023)** | 54,593 (DOF 5/1/2022) | +6.3%
- ◆ **MEDIAN AGE:** **31.2**
- ◆ **MED HH INCOME:** **\$62,963 (DERRIGO 2023)** | \$59,964 (D22) | \$55,991 (D20)
- ◆ **MED HOME PRICE:** **\$476,490 (SRCAR 5/23)** | \$485K (SRCAR22) | \$395K (SRCAR21)
- ◆ **PRIVATE INVESTMENT: EST \$49.8M (5/31)** | \$57.921M (2022) | \$33.734M (2021)
- ◆ **RES PERMITS:** **NEW COM PROJECTS:**

+158 (5/31/2023)
+91 (2022)
+172 (2021)
+141 (2020)
+211 (2019)
+375 (2018)
+235 (2017)

+Walmart Gas/Con
(SJ/Cwealth)
+Dollar Tree (Sanderson)
+Roadrunner Express
(Lakepark)
+Tacqueria Los
Abarcos (SJ Ave)
+Jersey Mike's

+Rancho Estudillo Plaza Expansion
+Soboba Crossroads
+Dutch Bros
+Popeye's Louisiana Kitchen
+"The Magnet" (State/Ramona)
+Shea Development ~8MSQFT Industrial
+2 Proposed Annexations totaling nearly
15MSQFT of Industrial
+Valle Reseda Specific Plan: SFR|MFR|
Com|Industrial Project

Roughly 1,100 New SFR coming + ~1/2MSQFT retail/commercial + 35.5MSQFT spec Industrial



CITY OF SAN JACINTO

#LIFESTYLEWORTHLIVING



3

FY 2022/23 BUDGET HIGHLIGHTS

FY 2022-2023 Statistics

Total Customer Contacts	14,944 18,855
Private Investment in SJ	\$49.8M \$32.067
SFR Finaled	187 155

FY 2022-2023 Statistics

Code Correction Notices	3,048 3,815
Citations	929 (30.4%) 851 (22% of notices)
Proactive Activities	4,326 4,529
Re-Check Inspections (after notice issued)	4,617 6,032
Cases Closed	1,924 3,083



CITY OF SAN JACINTO

#LIFESTYLEWORTHLIVING



4

FY 2022/23 BUDGET HIGHLIGHTS

FY 2022-2023 Statistics

Graffiti Locations Removed	568 603
Sewer Line Miles Cleaned	42.6 49.36
Sewer Line Miles Video Inspected	14.7 15.24
Asphalt Tons Applied to Potholes	11,596sqft Hot Patch (2023) 2,467sqft Cold Patch (2022)



CITY OF SAN JACINTO

#LIFESTYLEWORTHLIVING



5

FY 2022/23 BUDGET HIGHLIGHTS

FY 2022-2023 Statistics

Total Weekly FB SJLive Updates Total Interactions	140 1,100,000+
Total FY SJLive Updates Total Interactions	35/ 193K (22-23) 37/170K (21-22)
Total FY Social Media Posts Engagements Clicks	1,255/32k/617 (22-23) 1,015/25,000/400 (21-22)
Social Media Platform Monthly Campaign Production & Development	4 hrs launch 32 posts across platform (1/2 way thru July) 30 min/post dev = 16 hrs
Avg Social Media Campaign Time	32 hours minimum



CITY OF SAN JACINTO

#LIFESTYLEWORTHLIVING



6




City Council Strategic Planning Goals



INCREASE ONGOING REVENUE STREAMS

Increase Sale Tax & Other Recurring Revenue Streams (Non One Time Revenue)



DOWNTOWN REVITALIZATION & IMPROVEMENTS

Bring Main Street back to life. Goals include to Rehab Virginia Lee & Vosburg - Revitalize Main Street



SPECIAL EVENTS

Continue with the Production & making them grow as well as adding new events, where possible.



LOCAL JOB GROWTH

Continue to Bring Jobs to San Jacinto To Encourage Growth Of Our Local Economy.



PUBLIC SAFETY

Continue Moving Public Safety Coverage Closer To Recommended Levels - Prioritize Police Services.



SOBOBA BAND OF LUISEÑO INDIANS

Continue to Work on the Collaboration & Relationship with the Soboba Band.



CITY OF SAN JACINTO

#LIFESTYLEWORTHLIVING



7

2022/23 STEPS TO MEET STRATEGIC GOALS

- ◆ **CONTINUE TO PROMOTE SJ AS ECONOMIC OPPORTUNITY**
 - ◆ ~1/2MSQFT OF ENTITLED RETAIL/COMMERCIAL MOVING TO CONSTRUCTION
 - ◆ ICSC MONTERREY, LAS VEGAS, SAN DIEGO
- ◆ **PROMOTE FINAL RESIDENTIAL TRACT MAPS**
 - ◆ 1,709 BLUE TOP LOTS – 1,178 BUILT = 531 IN CONSTRUCTION
 - ◆ OTHER FINAL MAPS NOT GRADED = ~1,130 IN CONSTRUCTION
 - ◆ NEW MAPS/SPECIFIC PLANS COMING
- ◆ **INCREASE SALES TAX GEN BY ADDING NEW RETAIL**
 - *DOLLAR TREE (SANDERSON); WALMART GAS/CON (SJ/CWEALTH); DUTCH BROS & POPEYES (STATE/RAMONA); THE MAGNET (120KSQFT); SOBOBA CROSSROADS (MAIN/RAMONA); ESTUDILLO PLAZA (SANDERSON/7TH); COTTONWOOD COMMONS (SANDERSON/COTTONWOOD)*
- ◆ **IMPROVE/INCREASE AMENITIES TO RESIDENTS VIA NEW DEVELOPMENT (SIDEWALKS, STREETLIGHTS, PARKS, ETC)**
 - ◆ 6TH STREET MURAL; MAIN STREET MURAL; EXERCISE PROJECT AT SALLEE PARK; SHADE SAIL PROJECT AT MISTLETOE NFC COURT; SIDEWALK PROJECT LYON; SJ AVE/MENLO SAFETY IMPROVEMENTS; SHAVER TRAFFIC SIGNAL; KBHOME COMMUNITY PARK (COTTONWOOD/WARREN); RECYCLED WATER PROJECT AT CATALPA PARK



CITY OF SAN JACINTO

#LIFESTYLEWORTHLIVING



8

2022/23 STEPS TO MEET STRATEGIC GOALS

◆ IMPROVE INFRASTRUCTURE

- ◆ CDBG STREET IMPROVEMENTS/VERNON AVE/MTN REPAVE
- ◆ COTTONWOOD REPAVE: WARREN – CENTER GROVE WAY
- ◆ RAMONA EXPRESSWAY REPAVE: WARREN EB
- ◆ DRILLING/OUTFITTING NEW GRAND WELL
- ◆ DESIGNING NEW BATH WELL TREATMENT PLANT
- ◆ DESIGNING NEW GRAND WELL TREATMENT PLANT
- ◆ NEW RESTROOM PROJECT AT MISTELTOE PARK
- ◆ NEW SCADA SYSTEM
- ◆ NEW SHAVER TRAFFIC SIGNAL
- ◆ LEAD BASED PIPE REPLACEMENT PROGRAM UNDER DESIGN
- ◆ TAHQUITZ SEWER REPLACEMENT UNDER DESIGN



CITY OF SAN JACINTO

#LIFESTYLEWORTHLIVING



9

◆ 2022/23 STEPS TO MEET STRATEGIC GOALS

◆ REVITALIZE MAIN STREET

- ◆ CONTINUE TO ADDRESS RED-TAGGED STRUCTURES
- ◆ **DESIGNING STREET LIGHTING PROJECT**
- ◆ COMPLETED MURAL AT MAIN/SHERIFF
- ◆ **DESIGNING ENTRYWAY ARCH TO MAIN STREET**
- ◆ PURCHASED 163 E MAIN (SET FOR DEMOLITION)
- ◆ **MARKETING CITY-OWNED MAIN STREET PROPERTIES AS MIXED USE**
- ◆ PROGRESSING ON FINANCING PLAN FOR CIVIC CENTER
- ◆ **COMPLETED CIVIC CENTER CONCEPTUAL DRAWINGS**
- ◆ WORKING WITH DEVELOPER ON 3 MAIN STREET PROPERTIES

◆ SOBOBA BAND OF LUISENO INDIANS PARTNERSHIP

- ◆ COLLABORATIVE PROCESS FOR SOBOBA CROSSROADS DEVELOPMENT
- ◆ **COLLABORATIVE PROCESS FOR ROADRUNNER EXPRESS, NOW OPEN**
- ◆ COLLABORATIVE PROCESS ON MURAL DESIGN FOR MAIN STREET
- ◆ **PROMOTING SOBOBA'S EVENTS ACROSS SOCIAL MEDIA PLATFORM**
- ◆ **USE SOBOBA EVENTS FACILITY FOR CITY EVENTS**



CITY OF SAN JACINTO

#LIFESTYLEWORTHLIVING



10

◆ 2022/23 STEPS TO MEET STRATEGIC GOALS

◆ SPECIAL EVENTS

- ◆ INDEPENDENCE DAY PARADE/STREETFEST PREP (JULY 4TH MAIN STREET)
- ◆ **KOOL AUGUST NIGHTS CONCERT SERIES PREP (AUGUST WED'S @ MANSION)**
- ◆ STATE OF THE CITY (OCT 12TH - SAVE THE DATE)

◆ JOB GROWTH

- ◆ **INCREASED W/ DOLLAR TREE, AUTOZONE, HEIMARK DISTRIBUTING EXPANSION, EDELBROCK EXPANSION, CLASS LEASING MFG, LCA METALS EXPANSION, WALMART GAS/CON**
- ◆ SOBOBO CASINO|HOTEL – GREAT FOR LOCAL ECONOMY
- ◆ **ROADRUNNER EXPRESS**

◆ INCREASE PUBLIC SAFETY

- ◆ SJPD CONTRACT INCREASES:
 - ◆ ADDED 1ST EVER CAPTAIN POSITION W/SHERIFF'S DEPT
 - ◆ ADDED 2 DEPUTIES (HARP/CBAT)
 - ◆ ADDED 2 ADMINISTRATIVE STAFF
- ◆ **INCREASED SJFD/CALFIRE TO FULL MUNICIPAL STAFFING W/GF (1ST FY OF INCREASE)**
 - ◆ **AWAITING REPLACEMENT SQUADRON STA25**



CITY OF SAN JACINTO

#LIFESTYLEWORTHLIVING



12

SAN JACINTO IS ON ITS WAY TO FINANCIAL STABILITY JUST THE FACTS...

FACT 1: THREE YEARS OF BALANCED BUDGET APPROVALS

- ***FY2021/22, FY2022/23 & FY2023/24***
- ***REVENUE FROM MEASURE V & CANNABIS CURRENTLY STRONGER THAN PREDICTED***

FACT 2: PROVIDING PUBLIC SAFETY FOR RESIDENTS & BUSINESS COMMUNITY IS EXPENSIVE

- ***59% FY23/24 BUDGET CONSUMED BY PUBLIC SAFETY***
- ***64% FY22/23 | 62% OF FY21/22 BUDGET CONSUMED BY PUBLIC SAFETY***
- ***MUCH HEALTHIER FINANCIAL BALANCE***

FACT 3: PROVIDING LIFE SAVING FIRE & PARAMEDIC PROTECTION IS EXPENSIVE

- ***NEW FIRE ENGINE STA78 & FULL MUNICIPAL STAFFING***
- ***CITY PURCHASED REPLACEMENT SQUAD VEHICLE STA25: AWAITING ARRIVAL***

FACT 4: HARP PROGRAM CONTINUES TO ASSIST W/ HOMELESSNESS ISSUES

- ***FY2023/24 CONTINUE ROBIN GILLILAND/CITYNET CONTRACTS***
- ***FY2022/23 CONTINUE HARP PROGRAM|CITYNET AT CITY COST***
- ***FY2021/22 CITY LAUNCHED HARP|CITYNET W/GRANT***
- ***CANNOT OVERSTATE THE NEED TO CONTINUE***



CITY OF SAN JACINTO

#LIFESTYLEWORTHLIVING



13

SAN JACINTO IS ON ITS WAY TO FINANCIAL STABILITY JUST THE FACTS...2023-2024

FACT 5: KEEPING THE CITY BEAUTIFIED IS EXPENSIVE

- ***CLEANING ROW, FIXING POTHOLES, REPAIRING SIDEWALKS, KNOCKING OUT GRAFFITI, TRIMMING TREES, CARING FOR PARK LANDSCAPE, WEED ABATEMENT***
- ***TRAINING STAFF TO MAKE IMPROVEMENTS WILL PROVE BENEFICIAL (ASPHALT HOT PATCH CREW, CONCRETE TEAM)***

FACT 6: BUSINESS ATTRACTION & DEVELOPMENT IS EXPENSIVE

- ***ATTRACTION IS COSTLY, BUT ALL PART OF THE LIFE CYCLE OF BUILDING A STRONG COMMUNITY – JOBS, AMENITIES, REVENUE FOR PUBLIC SAFETY, REVITALIZING MAIN STREET, HOMELESS PROGRAMMING, ETC.***
- ***CONTINUE TO BRING IN NEW RETAIL, MFG, COMMERCIAL TO BALANCE HOUSING***

FACT 7: SJ HAS MADE GREAT STRIDES IN THE PAST 6 YEARS

- ***CONTINUE TO DEVELOP TEAM MEMBERS & IMPROVE EFFICIENCIES***
- ***UPDATING 10-YEAR FINANCIAL MODEL, LAUNCHED ENERGGOV/TYLER NEW ON-LINE APPLICATION SYSTEM, UPDATING FINANCIAL SYSTEM THIS FY***
- ***REVITALIZING MAIN STREET, ADDED/ADDING PUBLIC ART, IMPROVING OUR PARK/OUTDOOR SPACE, PRODUCING OUR OWN CLEAN WATER RESOURCES, FIXING OUR STREETS, RECRUITING NEW RETAIL AMENITIES & BRINGING NEW JOB OPTIONS***



CITY OF SAN JACINTO

YEAR OF TRANSITION & ECONOMIC RECOVERY

20

DEPUTY CITY MANAGER TOM PRILL
WILL BE TAKING OVER FOR THE REMAINDER OF THE
PRESENTATION



CITY OF SAN JACINTO

YEAR OF ECONOMIC VITALITY

21

FY 2023/24 BUDGET ASSUMPTIONS

- PROPERTY TAX EXPECTED TO DECREASE 13.36% (PER HDL) FROM 22/23 PROJECTIONS, BUT 7.94% OVER 22/23 BUDGET.
- **SALES TAX EXPECTED TO DECREASE 2.38% (PER HDL) FROM 22/23 PROJECTIONS, BUT IS 9.0% HIGHER THAN 22/23 BUDGET. MEASURE V EXPECTED TO DECREASE 1.79%, AND 14.1% OVER 22/23 BUDGET.**
- VLF EXPECTED TO INCREASE 7.7% (PER HDL) OVER 22/23 PROJECTIONS.
- **DEVELOPMENT SERVICES REVENUE EXPECTED TO DECREASE 40%.**
- TOTAL PUBLIC SAFETY COSTS INCREASE BY 1.8% (\$366,042) OVER 22/23 BUDGET AND INCREASE BY 8.6% (\$1,601,814) OVER 22/23 PROJECTIONS. (REFLECTS INCREASES DUE TO MEASURE V)
- **SALARIES BUDGETED ASSUMING 5% COLA (MAX PER CURRENT MOU) AND 5% STEP INCREASES.**
- HEALTH INSURANCE BUDGETED AT 8% INCREASE.
- **STAFFING INCREASES: CITY MANAGER (ADMIN ANALYST – FROM PT TO FT)**
- GENERAL LIABILITY INSURANCE EXPECTED TO RISE 42%, AFTER 27% FOR 22-23.



CITY OF SAN JACINTO

YEAR OF ECONOMIC VITALITY

22

REQUESTS BY STAFF – NOT INCLUDED IN FY 2023/24

STORMWATER

MAINTENANCE WORKER I (SALARIES & BENEFITS) \$ 98,000

POLICE

DEPUTY (2 SEPARATE C-BAT & HARP POSITIONS COMBINED –
COST @ 3/4 YEAR, ANNUALLY \$381,992) \$ 286,484

\$ 384,484

GENERAL FUND / DEVELOPMENT SERVICES / MEASURE V: SNAPSHOT

24

Updated: 06/20/2023

GF/DS/MV	ADOPTED BUDGET FY 22/23	PROJECTED FY 22/23	PROPOSED BUDGET FY 23/24	DIFFERENCE IN BUDGETS
REVENUES	35,018,583	39,785,183	36,570,280	1,551,697
EXPENDITURES	33,007,493	31,619,456	36,165,598	3,158,105
TOTALS	2,011,090	8,165,727	404,682	(1,606,408)

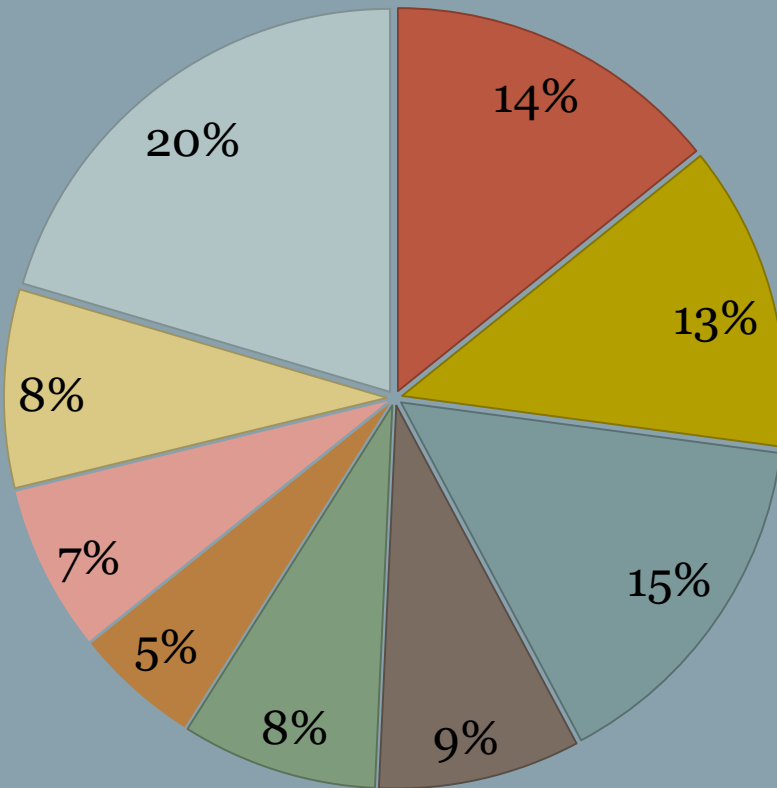


GENERAL FUND REVENUES BY SOURCE

26

PROPOSED BUDGET FY 2023/24

\$36,570,280



- VLF
- Sales Tax
- Admin Overhead Allocation
- Property Tax
- Franchise Fee & Licenses
- Other Revenues (excl. CIP grants)
- Development Services
- Cannabis Taxes
- Measure V Sales Tax



GENERAL FUND REVENUES BY SOURCE

Updated: 06/20/23

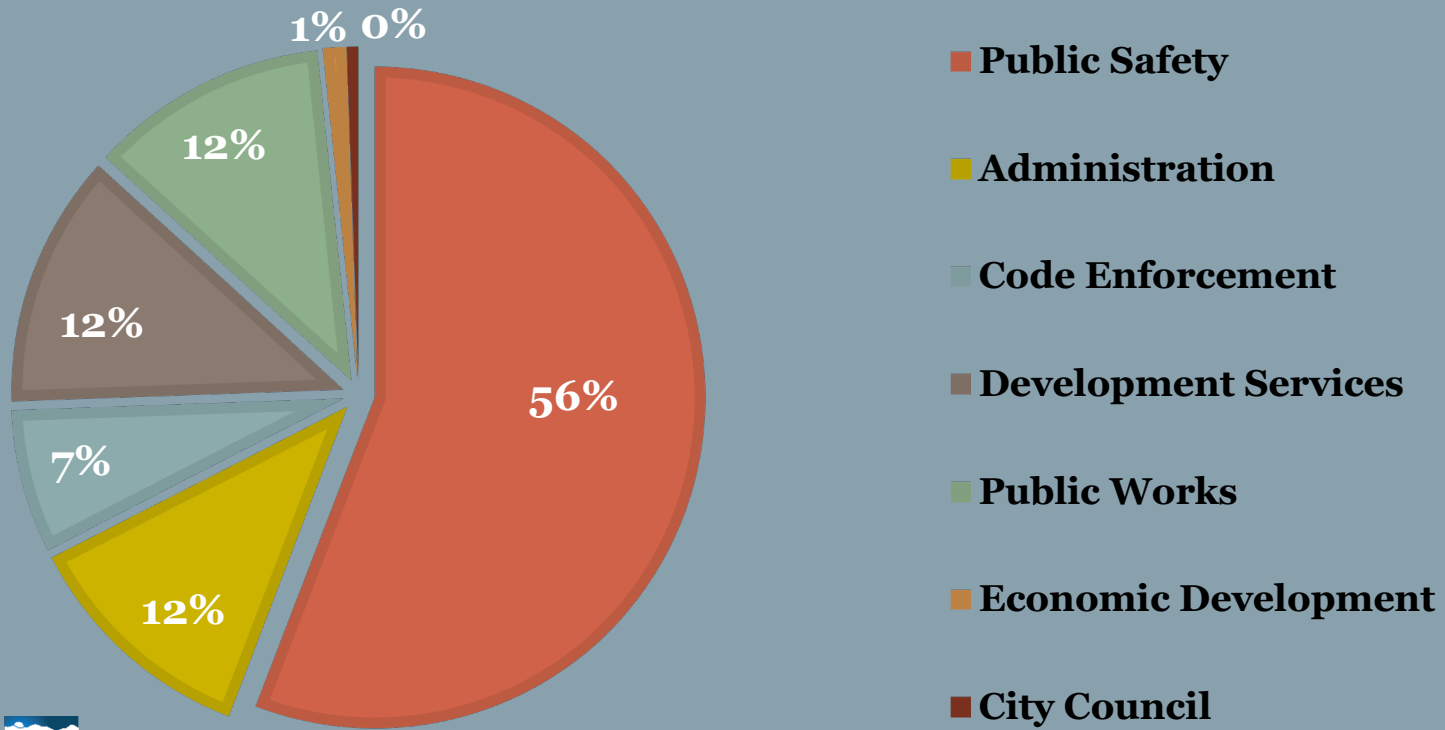
28

REVENUES BY SOURCE	ADOPTED BUDGET FY 22/23	PROJECTED FY 22/23	PROPOSED BUDGET FY 23/24	DIFFERENCE IN BUDGETS
VLF	4,791,339	4,826,032	5,199,084	407,745
SALES TAX	4,328,437	4,832,808	4,717,952	389,515
ADMIN OH ALLOC	4,722,660	4,352,684	5,516,533	793,873
PROPERTY TAX	2,928,894	3,564,972	3,116,582	187,688
FRANCHISE FEES & LICENSES	2,785,000	3,021,113	3,020,000	235,000
OTHER REV (EXCL. GRANTS)	3,483,437	4,197,181	1,920,390	(1,563,047)
DEVELOPMENT SERVICES	1,975,235	4,255,109	2,550,000	574,765
CANNABIS TAXES	3,454,340	3,126,993	3,058,000	(396,340)
MEASURE V	6,549,241	7,608,291	7,471,739	922,498
TOTAL	35,018,583	39,785,183	36,570,280	1,551,697

GENERAL FUND EXPENDITURES BY SOURCE

PROPOSED BUDGET FY 2023/24

\$36,165,598



GENERAL FUND EXPENDITURES BY SOURCE

Updated: 06/20/23

33

EXPENDITURES BY SOURCE	ADOPTED BUDGET FY 22/23	PROJECTED FY 22/23	PROPOSED BUDGET FY 23/24	DIFFERENCE IN BUDGETS
PUBLIC SAFETY	19,826,551	18,590,779	20,192,593	366,042
ADMINISTRATION	3,867,468	3,514,827	4,212,178	344,710
CITY COUNCIL	115,820	160,674	185,698	69,878
PUBLIC WORKS	3,630,549	3,388,741	4,195,801	565,252
CODE ENFORCEMENT	1,505,819	1,507,945	2,516,283	1,010,464
ECONOMIC DEVELOPMENT	341,818	314,820	409,149	67,331
DEVELOPMENT SERVICES	3,719,468	4,141,670	4,453,896	734,428
TOTAL	33,007,493	31,619,456	36,165,598	3,158,105

GENERAL FUND / DEVELOPMENT SERVICES / MEASURE V: SNAPSHOT

36

Updated: 06/20/2023

GF/DS/MV	ADOPTED BUDGET FY 22/23	PROJECTED FY 22/23	PROPOSED BUDGET FY 23/24	DIFFERENCE IN BUDGETS
REVENUES	35,018,583	39,785,183	36,570,280	1,551,697
EXPENDITURES	33,007,493	31,619,456	36,165,598	3,158,105
TOTALS	2,011,090	8,165,727	404,682	(1,606,408)





CITY OF SAN JACINTO

YEAR OF ECONOMIC VITALITY

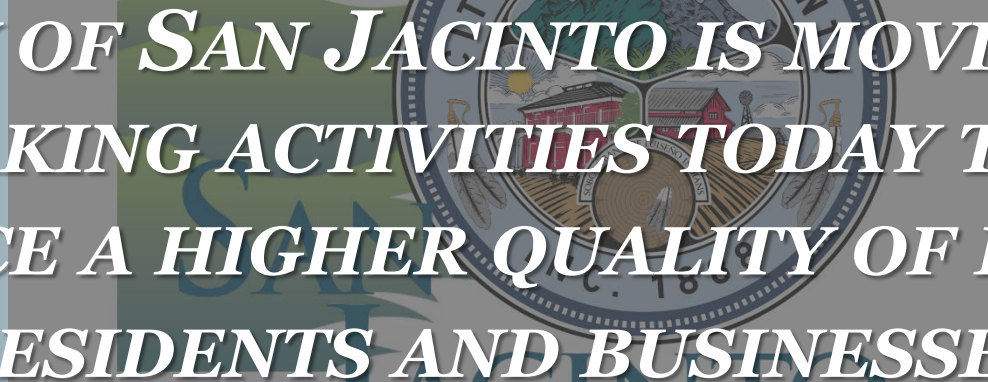
FUND BALANCE POLICY

GENERAL FUND EXPENDITURES PROPOSED FY 23/24	\$36,165,598
CONTINGENCY RESERVE – 15%	\$5,424,840
UNAVAILABLE RESERVE (ADVANCES TO CFD #2003-1 & OTHER FUNDS) – PROJECTED	\$4,367,917
CONTINGENT OR UNAVAILABLE RESERVES	\$9,792,757
GENERAL FUND/DEVELOPMENT SERVICES RESERVES	\$2,500,224
MEASURE V RESERVES	\$10,000,000
CAPITAL PROJECTS RESERVES	\$847,583
FUND BALANCE PROJECTED FY 2022/23	\$23,140,564

DOES NOT INCLUDE EQUIPMENT REPLACEMENT RESERVE OF \$1,073,204.

CITY OF SAN JACINTO

38

The background features a large, semi-transparent seal of the City of San Jacinto. The seal is circular and contains a landscape with mountains, a river, and a building. The text 'CITY OF SAN JACINTO' is written around the perimeter of the seal. Below the seal, the words 'SAN JACINTO' are written in a large, blue, serif font.

*THE CITY OF SAN JACINTO IS MOVING AHEAD
UNDERTAKING ACTIVITIES TODAY THAT WILL
PRODUCE A HIGHER QUALITY OF LIFE FOR
RESIDENTS AND BUSINESSES*